
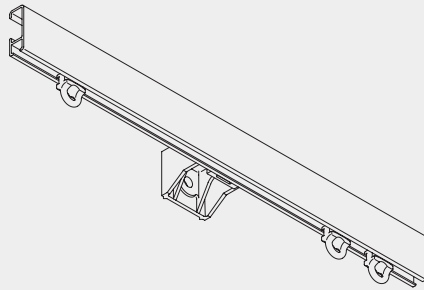


Hand Operated Curtain Track Systems



Hand Operated Curtain Track System

Silent Gliss® 1080



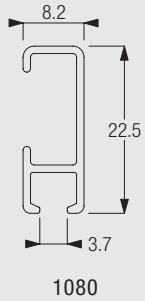
Product Information

- Versatile, sturdy hand-operated curtain track for domestic or contract use.
- For medium weight curtains.
- Elegant, particularly suited for deep curtain headings.
- Standard colours: silver, white, gold, bronze, black and cream. Gold and brown brackets are available, otherwise use white.
- Standard lengths: 5m (silver and white only), 6m (all colours). Profile connector for longer lengths.
- Easy ceiling or wall fixing or can be suspended from hanger rods.
- Wide variety of accessories for professional fitters.
- Profile also used as picture hanging system and for pelmet/valance rails.
- Can be bent.



1080

Profile, Bending and Specification Information



Standard radius is recommended for optimal operation. Minimum possible radius is 60mm.

Specification guide - download from www.silentgliss.co.uk (password protected).

Silent Gliss 1080 curtain track, hand drawn, anodised aluminium complete with gliders 3533 at 16/m, 2 endcover/stops 3667 per length. Face fixed with nylon bracket 3603 each screwed to timber/plugged and screwed to blockwork/concrete at 600mm centres.Lm. Bronze, gold and silver profile anodised aluminium. All other coloured track, powder coated finish.

Fitting Information

Bracket positioning and fixing with universal brackets 3603, 3630, 3655, 3660



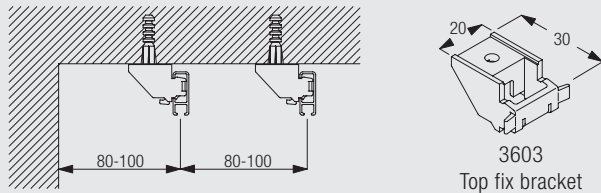
The fixing distances are meant as a guide only: they may vary in practice depending on surface and curtain weight.



Installation: Roll track onto bracket in direction indicated
Removal: 1. Press to release 2. Rotate forward for removal

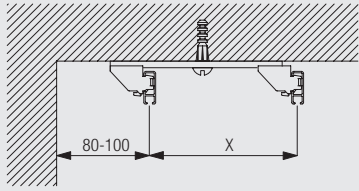
Fitting Options

Ceiling fix with bracket 3603

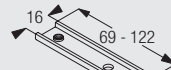


The final distances may be outside of the recommendations above depending on curtain heading, make-up and any obstructions. Batten thickness depends on length of screw.

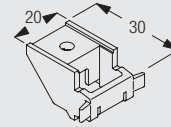
Ceiling fix with bracket 3603 and bracket arms 3272 - 3274



	X (mm)
3272	52
3273	75
3274	105



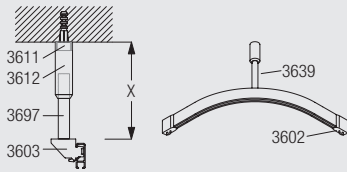
3272-74
Bracket arm



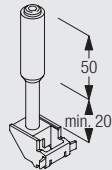
3603
Top fix bracket

The final distances may be outside of the recommendations above depending on curtain heading, make-up and any obstructions. Batten thickness depends on length of screw.

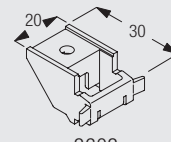
Suspended fix with bracket 3603 and hanger rod system 3639



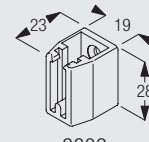
	X (m)
3639	1.25 max



3639
Hanger assembly
(complete)

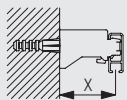


3603
Top fix bracket

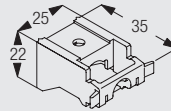


3602
Wall support

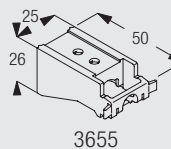
Wall fix with universal brackets 3630/3655/3660



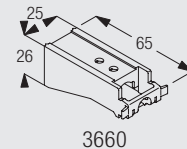
	X (mm)
3630	33
3655	48
3660	63



3630
Bracket



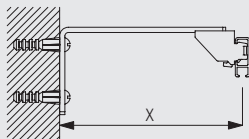
3655
Long universal
bracket



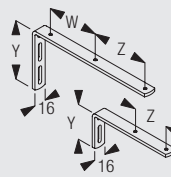
3660
Extra long universal
bracket



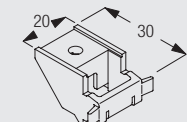
Wall fix with brackets 3134-39 and bracket 3603



	X (mm)	W (mm)	Y (mm)	Z (mm)
3134	71	-	50	-
3135	91	-	50	50
3136	111	-	50	50
3137	131	-	80	50
3138	161	60	80	60
3139	211	85	80	85



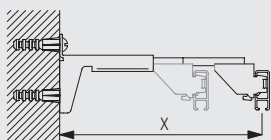
3134-39
Extension brackets
(60-200mm)



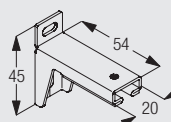
3603
Top fix bracket

Brackets are threaded for screw 6748 (M4 x 8)

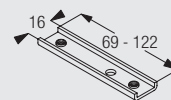
Wall fix with adjustable bracket support 3271 / bracket plates 3272-74 and bracket 3603



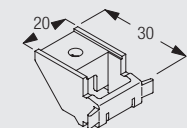
	X (mm)
3275	64-110
3276	104-134
3277	134-164



3271
Adjustable bracket
base



3272-74
Bracket arm



3603
Top fix bracket

Standard Accessories

18R Screw 25mm. No. 8 roundhead

1080 Profile

3534 Glider 3533 in strip form



3630 Bracket



3667 Endcover (32mm)



Optional Accessories

0516 Pelmet spacer



3016 Endstop



3017 Endstop



3070 Twist eye endstop



3071 Screw twist endstop



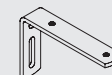
3133 Bracket cover (60mm)



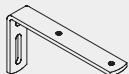
3134 Extension bracket (60mm)



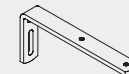
3135 Extension bracket (80mm)



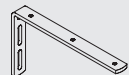
3136 Extension bracket (100mm)



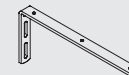
3137 Extension bracket (120mm)



3138 Extension bracket (150mm)



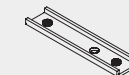
3139 Extension bracket (200mm)



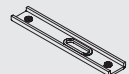
3271 Adjustable bracket base



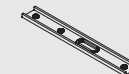
3272 Adjustable bracket arm (69mm)



3273 Adjustable bracket arm (92mm)



3274 Adjustable bracket arm (122mm)



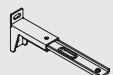
3275 Adjustable extension bracket set (69mm)



3276 Adjustable extension bracket set (92mm)



3277 Adjustable extension bracket set (122mm)



3533 Glider



3548 Retrofit glider



3570 Rotating glider



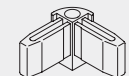
3602 Wall support



3603 Top fix bracket



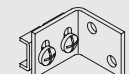
3604 Corner piece



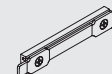
3606 Snap fastener





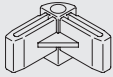




3618 Wall support




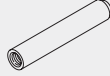

3620 Connecting bridge



1080

3626	Return fixing bracket		3630	Bracket	
3638	Re-inforced corner piece for pelmets		3655	Long universal bracket	
3660	Extra long universal bracket		4092	Plastic draw rod (4092S Aluminium)	
6748	Cheese head machine screw (M4)		3133L	Extended bracket cover for 3138/9	

Sets

3639	Hanger rod assembly		3697	Rod	1	
			3611	Stud	1	
			3612	Support with screw	1	
			3699	Track insert	1	

Useful Information and Sewing Accessories

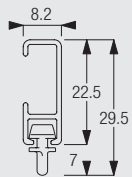


Diagram uses standard 3533/3534 glider and is measured to the inside of the glider eye. For optional gliders substitute dimensions below:
 3570 = 6.0mm
 3548 = 7.5mm

3562	Standard tape		3571	Hook	
3582	Hook		3599	Hook	
6146	Hook				

www.bradingfabrication.com

Brading Fabrication Limited
3204 Yonge Street
Toronto, ON, Canada
M4N 2L2

Tel: 416-488-6600
Fax: 416-488-9821
info@bradingfabrication.com