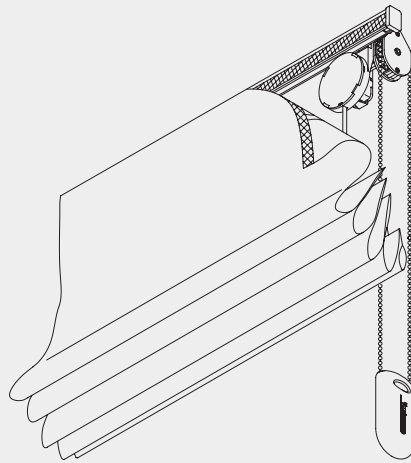


Soft Shade Systems



Chain Operated Soft Shade System

Silent Gliss® 2120



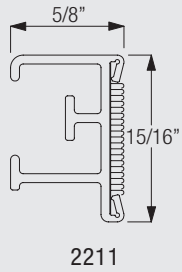
Product Information

- Chain operated Soft Shade system for residential and contract applications. Suitable for medium to large applications.
- Extremely smooth and easy operation due to gearing with 5:1 ratio.
- Shade stops at any required height without slippage.
- The endless bead chain operation makes 2120 ideal for shades which are large or inaccessible or where trailing cords are not suitable. Left or right hand operation.
- Very elegant appearance as profile, all hardware components and the operation chain are hidden behind the shade.
- Fabric including all cords can be easily removed from headrail (due to Velcro tape) for washing/maintenance.
- Maximum dimensions are 8' for the width, and 20' for the height. All dimensions depend on total shade weight including bottom weight bar.
- The weight of the shade including the bottom weight and cross rods (if hard fold) should never exceed 18 lbs.
- The top stack of the fabric takes up about 15-20% of the shade drop (depending on fabric make-up).
- Easily mounts to ceiling or wall of all surfaces.



2120

Profile and Bending Information



System Dimensions



13 ft



20 ft

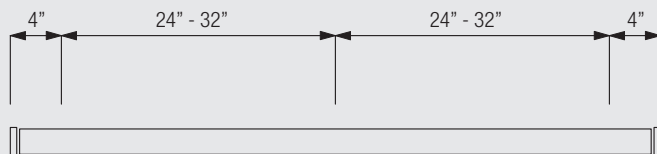


18 lbs

The system dimensions depend on the total fabric weight including the bottom weight bar.

Mounting and Sewing Information

Bracket Positioning and Mounting with universal brackets



The effective measurements are defined by the actual height and width of the curtain, spool positioning, its structure and make-up type.



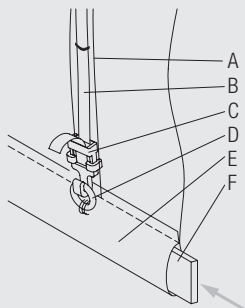
2120



Applicable with brackets 3603/3630/3655/3660

Installation: Roll track onto bracket in direction indicated
 Removal: 1. Press to release 2. Rotate forward for removal

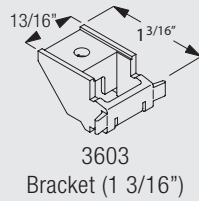
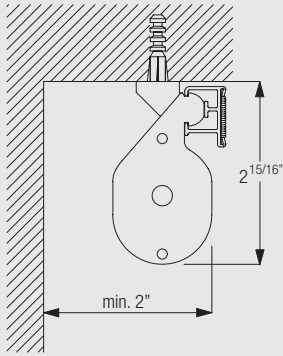
Mounting of tapes



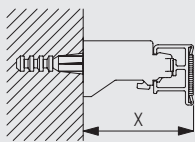
A: Loop tape 3074
 B: Tape 2163
 C: Hook 3055
 D: Ring 2093
 E: Hollow hem
 F: Bottom weight bar 2004

Mounting Options

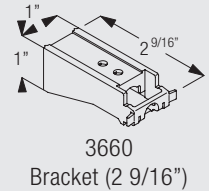
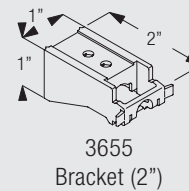
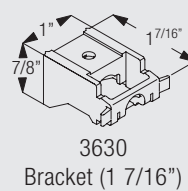
Ceiling mounting with bracket 3603



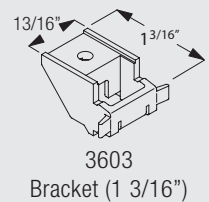
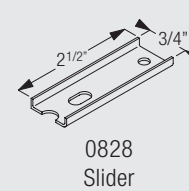
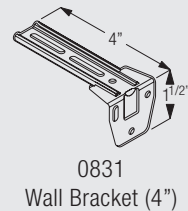
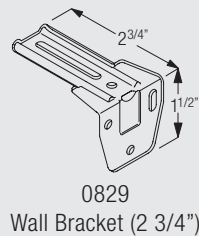
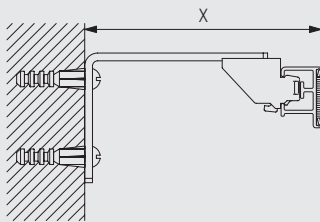
Wall mounting with brackets 3630, 3655 and 3660



	X (in)
3630	2 3/4
3655	2 5/16



Wall mounting with adjustable brackets 0829, 0831 with slider 0828 and clamp 3603



Brackets feature thread for screw M4x8 for mounting the bracket 3603

Standard Accessories

Single Parts

2004 Weight bar



2049 Gear drive




2059 Safety clip



2081 Take-up reel



2163 Tape



2179 Endcover (1")



2211 Profile



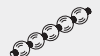
2539 Velcro Tape





2865 Bead chain connector (ø 3/16")



2866 Bead chain (ø 3/16")




3073 Tape adjuster 


3603 Bracket (1 3/16") 


Optional Accessories


Single Parts


0829 Wall Bracket (2 3/4") 


0831 Wall Bracket (4") 

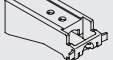
2074 Ring 

3055 Hook 


3340 Cord/Chain weight 


3630 Bracket (1.4") 

3655 Bracket (2") 

3660 Bracket (2.4") 

Sewing Accessories


2093 Ring 

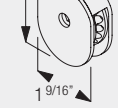
2539 Velcro Tape 


Useful Measures

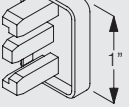


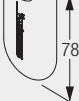
2120

2004 Weight bar 

2049 Gear drive 

2081 Take-up reel 

2179 Endcover 

3340 Cord/Chain weight 

www.silentgliss-usa.com

Silent Gliss USA Inc.
1850 Beaver Ridge Circle, Suite A
Norcross GA 30071

Phone: 770-466-4811
Toll Free: 1-800-938-7225
Fax: 770-466-4814
info@silentgliss-usa.com

www.brading.com

Brading Specialty Shades
3204 Yonge Street
Toronto, ON M4N 2L2

Phone: 416-488-6600
Toll Free: 1-866-BRADING
Fax: 416-488-9821
info@brading.com