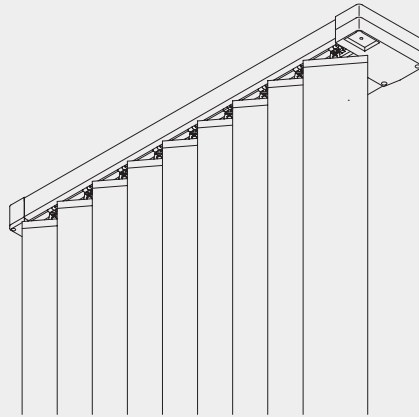


Vertical Blind Systems



Motorised Vertical Blind System

Silent Gliss® 2950



Product Information


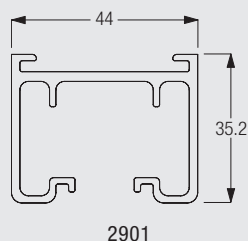
- Electrically operated vertical blind system for domestic and commercial use.
- Stacking arrangements: single, pair, multiple, symmetric and asymmetric applications.
- Standard colours: anodised aluminium or white powder coated.
- The standard system is powered by an effective 24V DC motor (Type 9090 or 9091).
- Louvre travel speed: 10cm/sec.
- Can also be used for sloping applications.
- Made to measure.
- Easy snapping on and off of the louvres.
- Open-close-tilt operation with fixed switch or remote control.
- Vertical Waves option available.
- Motor 9091 (with integrated radio receiver) can be combined with Radio Remote Control System 9940/0450.



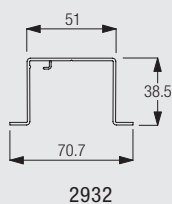
2950

Profile, Bending and Specification Information

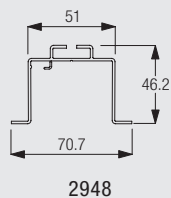
Main profile



Recess profile



Recess profile for suspended ceilings



Specification Guide - download from www.silentgliss.co.uk.

Silent Gliss 2950 electrically operated vertical blind, interference-free with built-in low voltage interface allowing direct access to all automated control systems, anodised aluminium/powder coated assembled with 24V DC motor 9090/9091. Internal drive belts, chain guide/return and rotation elements at 10/m (127mm louvres) or 13/m (89mm louvres). Fabrics to be chosen from Silent Gliss price range 1/2/3. Track top fixed with clamp 3033 or face fixed with extension brackets 3239D. Wiring (by others measured elsewhere) to be strictly in accordance with Silent Gliss wiring diagrams.ofoverall lengthoverall drop.

How to Measure

Please complete a Silent Gliss measure sheet (these can be obtained from head office or at www.silentgliss.co.uk - password required).



6m



1.1m (pair stack)
50cm (single stack)



600g per louvre
(incl.bottom weight)












4m

System Dimensions

















2950


Max. system widths / max. number and weight of louvres (applicable for all available motor variations)

			
	6 m 6 m	127 89	60 79
	6 m 6 m	127 89	60 79
	6 m 5 m	127 89	60 65
	5 m 5 m	127 89	50 65
	5 m 5 m	127 89	50 65
	5 m 4.5 m	127 89	50 60

Stack Sizes (each stack)

															
		(cm)													
		80	100	120	140	160	180	200	220	240	260	280	300	320	340
127		25	27	30	33	36	39	42	45	48	51	54	57	60	63
		19	21	22	24	25	27	28	30	31	33	34	36	37	38
89		26	29	33	38	41	45	50	53	57	62	65	69	74	77
		18	20	21	24	26	27	30	32	33	36	38	39	42	44

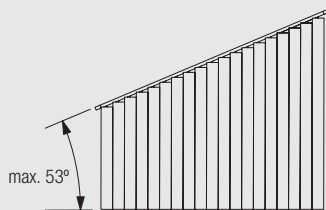
															
		(cm)													
		360	380	400	420	440	460	480	500	520	540	560	580	600	
127		66	69	72	75	78	81	84	87	90	93	96	99	101	
		40	41	43	44	46	47	49	50	52	53	55	56	58	
89		81	86	89	93	98	101	105	110	113	117	122	125	129	
		45	48	50	51	54	57	59	60	62	63	66	68	69	



The stack sizes above don't apply for the system option Vertical Waves. Please contact Silent Gliss for further information.

System Options

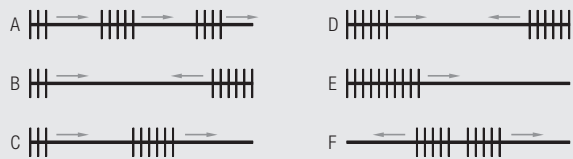
Sloping windows



Special longer-necked rotation elements are used. The maximum slope depends on the louvre widths: 45° with 127 mm and 53° with 89 mm louvres.

Both the stack and the motor need to be located at the top of the slope.

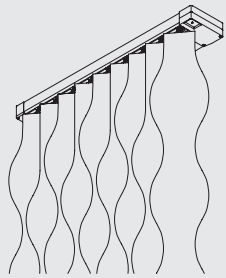
Stacking variations (examples)



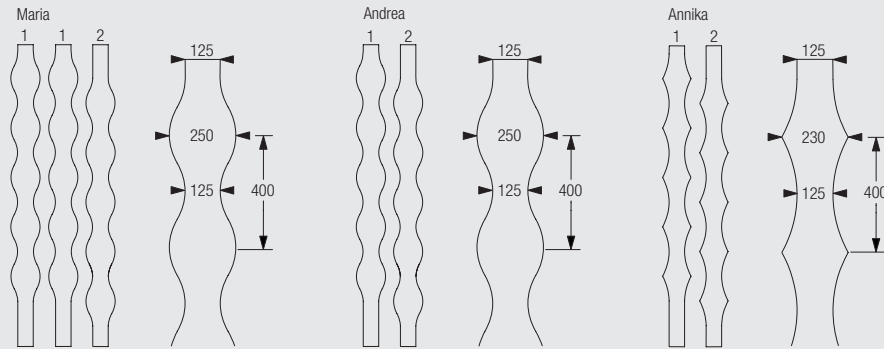
- A: 3 stacks in 1 direction (can also be asymmetric)
- B: Pair stack, asymmetrical
- C: Asymmetrical in 1 direction
- D: Pair stack, equal
- E: Single stack
- F: Centre stack

The vertical blind system Silent Gliss 2950 offers uniquely varied application possibilities.

System Option Vertical Waves



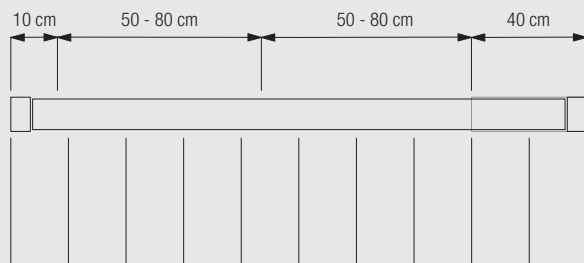
The system can be optionally equipped with the system option Vertical Waves.



Three exceptional designs, Maria, Andrea and Annika, are available.

Fitting Information

Bracket positioning

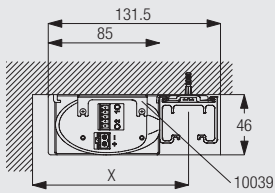


The motor can be mounted on the left or on the right side of the track.

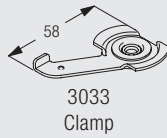
Fitting Options

CAD download from www.silentgliss.co.uk (password required).

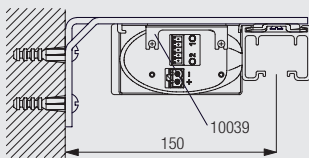
Ceiling fix with clamp 3033



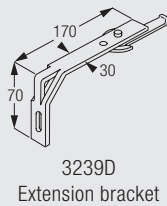
X (mm)
120

















Wall fix with bracket 3239D



X (mm)
150





Standard Accessories






0578	Patress box		0613	5-position switch	
2824	Endstop		2901	Profile	
2912	Drive Belt		2916	Rotation element set (127mm)	
2918	Rotation element set (89mm)		2925	Belt Connector	
2927	Pilot runner		2982	Endstop	
3033	Clamp		9090	Motor 24V DC	
10040	Power Supply		10048	Power lead (175cm)	














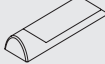





1148C Countersunk screw

Sets

9119	Guide set, containing These parts can not be ordered separately (exc. 2922). Necessary screws are supplied with that set.	2922	Guide return	1	
		2952	Half case	1	

2953	Half case	1	
2959	Bevel wheel	1	
2960	Drive	1	
2961	Adapter	1	
9101	Securing pin	1	

Optional Accessories

0565	Non-latching switch		0913	Wall mounted switch single-channel BS Brushed Stainless/MP Mirror Polish/BR Brass	
0914	Wall mounted switch 8-channel BS Brushed Stainless/MP Mirror Polish/BR Brass		0915	Hand held transmitter single-channel	
0939	Multi-channel programmable transmitter		5742	Klik socket	
6268	Hanger		9091	Motor 24V DC, radio receiver	
9943	Wall switch		9946	Wall switch	
9948	Wall switch		10297	Solar Sensor	
10298	Sensor		10300	Hand-held transmitter, 1 channel	
10302	Hand-held transmitter, 5+1 channel		10303	Hand-held transmitter, 10+2+1 channel	
3239D	Extension bracket				

Louvre Accessories

2471	Bottom weight (127mm)		2473	Bottom weight (89mm)	
2479	Bottom link chain (127mm)		2481	Bottom link chain (89mm)	
2605	Top clip (127mm)		2813	Top clip (89mm)	



Overview Motors and Controls

Motor 9090 / 9091 DC (24 V)	Standard	Option
		With built-in radio receiver
Motor Nr.	9090	9091 / 9091 EL

Motor Features

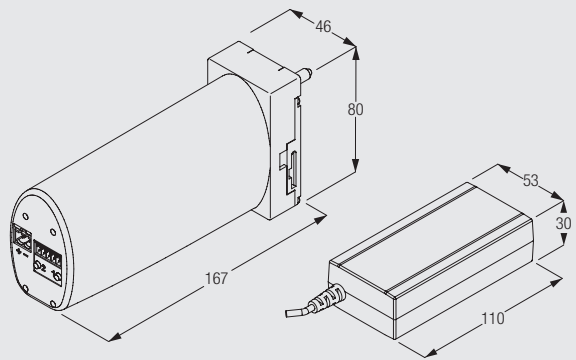
Interference free	•	•
Electronic limit settings (with memory to protect against power failure)	•	•
Thermal overload protection	•	•
Meets the standards CE/IECEE-CB- CCC	•	•
Shaft rotation reversible	by wire	by wire
Smooth operation with soft start and soft stop	•	•
Automatic obstacle detection	•	•

Control Features

Silent Gliss radio remote control 0450 / 9940		•
Suitable for all common home automation and bus systems	•	•
Switching by low voltage inputs group and individual	•	•

These features represent only a small selection of a multitude of various control options.

Motor 9090 / 9091DC (24 V)



- Voltage: 24V DC
- Frequency receiver of Motor 9091:433.9MHz
- Current: 1.9A
- Speed: 110rpm
- Temperature for operation: 0°C to + 60°C
- Thermal overload protection
- CE/IECEE Standard
- Weight: 0.5 kg

Separate power supply incl. low-voltage cable (2.9 m) and power supply cable are needed to operate the motors.

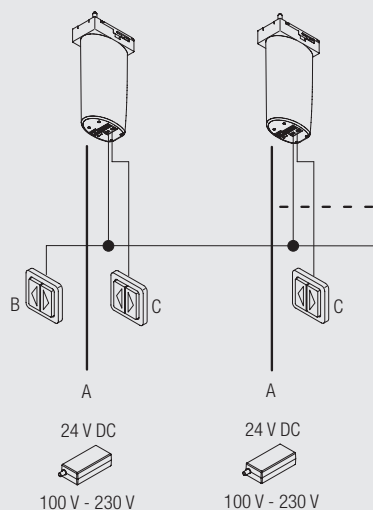
Right/left shaft rotation is possible by reversing the wiring. This gives more flexibility when installing multiple systems.

The entire motor is positioned behind the track.

For 9940 radio control system use integrated motor 9091EL, for 0450 radio control system use integrated motor 9091.

Operating Methods

Combination of wall switch and multiple motors with motor 9090

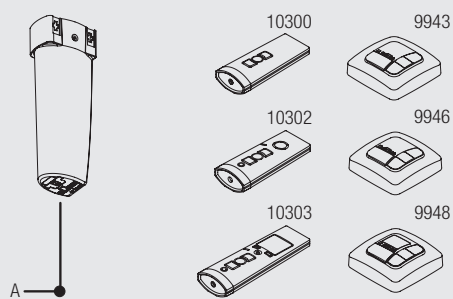


A: 24V DC, 1.9 A
 B: simultaneous
 C: individual

Electronic operation with "Open-Close" at any desired position.

Simultaneous and/or individual operation of single or multiple systems, by low voltage switch.

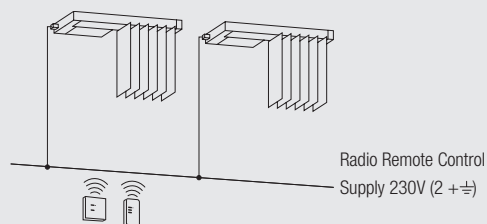
Operation with radio remote control 9940 with motor 9091EL (integrated receiver)



A: 24V DC, 1.9 A

Motor 9091EL with integrated motor can be operated directly with hand-held transmitters Silent Gliss 10300, 10302, 10303 and wall switches Silent Gliss 9943, 9946 and 9948.

Operation with System 0450 Radio Controls with Motor 9091 (integrated receiver).



The Silent Gliss System 0450 Radio Controls allow the System 2950 to be operated via fixed switch or hand-held remote controls. For more information on the wide range of controls refer to the Switches section of this catalogue.

Does not require an external receiver as already integrated within the 9091 motor housing.

Wiring and Connections

Wiring diagrams can be found at www.silentgliss.co.uk (password required).

www.bradingfabrication.com

Brading Fabrication Limited
3204 Yonge Street
Toronto, ON, Canada
M4N 2L2

Tel: 416-488-6600
Fax: 416-488-9821
info@bradingfabrication.com