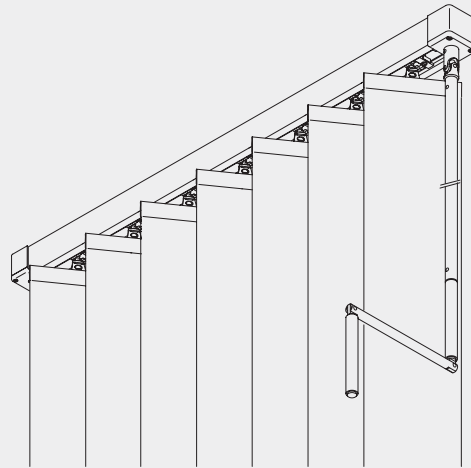


Vertical Blind Systems



Crank Operated Vertical Blind System

Silent Gliss® 2900



Product Information

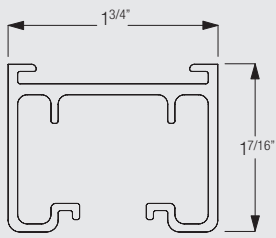
- Mono controlled crank operated vertical blind system for residential and contract applications. Purpose-designed for curved and straight sloping (up to 53°) installations.
- Thanks to the unique belt operation, this vertical blind system can be bent to a minimum radius of 20".
- Standard colors: anodized aluminium or white powder coat.
- Applicable for single, double or multiple solutions as well as symmetrical or assymetrical stacking.
- One robust detachable operating handle (left or right) is used to both open and close and to tilt the vanes.
- Easy snapping on and off of the vanes.
- Available vane widths are 3.5" and 5". Can be safely used with heavy vanes (such as PVC or aluminium) up to max. 1.3 lbs per vane.
- Automatic override to protect rotation elements.
- Stack sizes: see special checklist.
- Maximum dimension of system is up to 20' length.
- A ceiling fix is recommended, but the system can also be wall fixed with the corresponding extension brackets. Fitting to all kinds of surfaces/ceilings.
- Large fabric selection
- Also available with Vertical Wave vanes (Design by Eva Marmbrandt), not for sloping applications.



2900

Profile and Bending Information

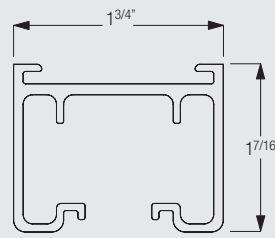
Main profile



2901



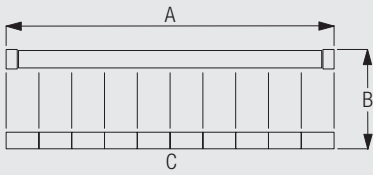
Vertical Wave



2901



How to measure



A: System width
B: System height
C: Floor Clearance

System Dimensions



20'



3.6'

Stack Sizes



2900

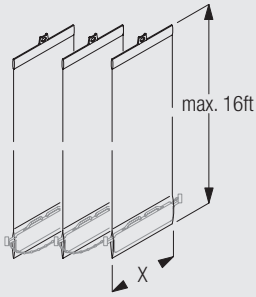
inch	inch	max.														(in)
		32"	40"	48"	55"	63"	71"	79"	87"	95"	103"	110"	118"	126"	134"	
5"		10"	11"	12"	13"	14"	15"	17"	18"	19"	20"	21"	22"	24"	25"	
		8"	8.5"	9"	9.5"	10"	10.5"	11"	12"	12.5"	13"	13.5"	14"	14.5"	15"	
3.5"		10"	11.5"	13"	15"	16"	18"	20"	21"	22.5"	24.5"	25.5"	27"	29"	30"	
		7"	8"	8.5"	9.5"	10"	11"	12"	12.5"	13"	14"	15"	15.5"	16.5"	17.5"	

inch	inch	max.														(in)
		142"	150"	158"	166"	174"	181"	189"	197"	205"	213"	221"	229"	236"		
5"		26"	27"	28.5"	30"	31"	32"	33"	34.5"	35.5"	37"	38"	39"	40"		
		15.5"	16"	17"	17.5"	18"	18.5"	19"	19.5"	20.5"	21"	21.5"	22"	23"		
3.5"		32"	34"	35"	37"	38.5"	40"	42"	43"	45"	46"	48"	49"	51"		
		18"	19"	20"	20"	21.5"	22.5"	23.5"	23.5"	24.5"	25"	26"	27"	27.5"		

The stack sizes above don't apply for the system option Vertical Waves. Please contact Silent Gliss for further information.

System Options

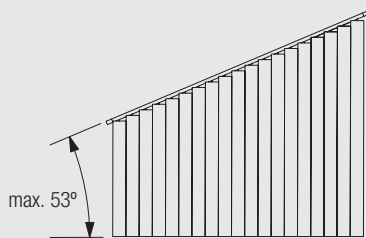
Vane Widths



X: 3.5" or 5"

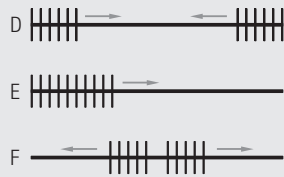
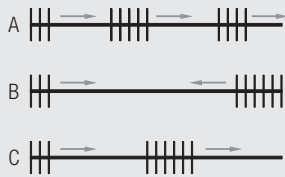
The maximum vane height should not exceed 16'.

Sloping Windows




Special longer-necked rotation elements are used. The maximum slope depends on the vane widths: 45° with 5" and 53° with 3.5" vanes. Vanes must stack to high end.

Stacking Variations



A: Multiple stacking in one direction (symmetrical or asymmetrical)



B: Pair stack in two directions (asymmetrical)



C: Pair stack in one direction (asymmetrical)

D: Pair stack in two directions (symmetrical)

E: Single stack in one direction

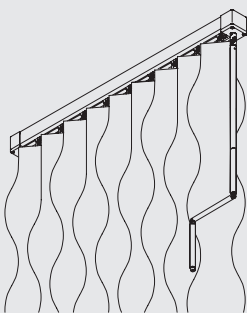
F: Pair stack diverge (symmetrical)

The vertical blind system Silent Gliss 2900 offers uniquely varied application possibilities.

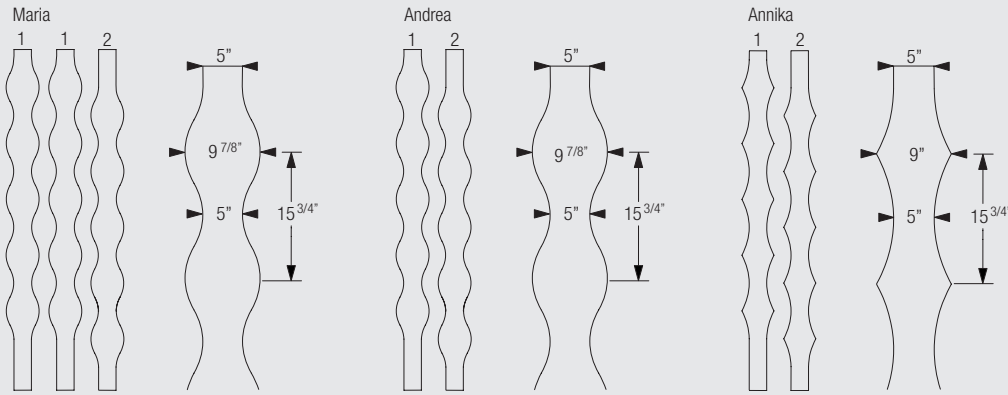


2900

System Option Vertical Waves



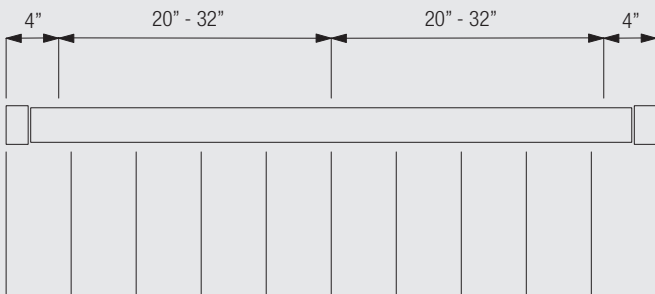
The system can be optionally equipped with the system option Vertical Waves.**System can be curved to a min. radius of 30".



Three exceptional designs, Maria, Andrea and Annika, are available.

Mounting Information

Bracket Positioning

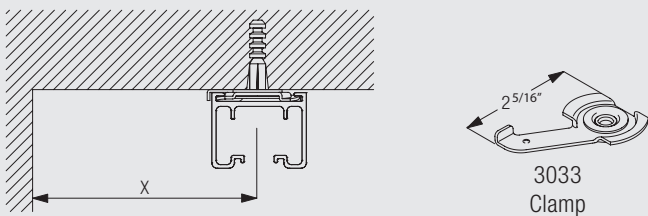


2900

Mounting Options

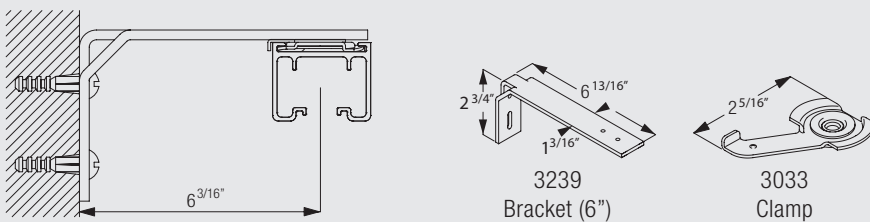
CAD download through Silent Gliss Intranet/e-catalogue

Ceiling mounting with clamp 3033



Min. wall distance X: 3.5" vanes= 2.5", 5" vanes= 3.3", Vertical Wave vanes= 5.5"


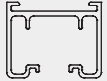

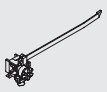
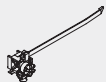

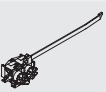



Wall mounting with adjustable bracket 3239 and clamp 3033





Minimum distance from wall with Vertical Wave vanes= 5.5".

Standard Accessories

Single Parts



2746	Crank set		2901	Profile	
2912	Toothed chain		2916	Rotation element set (5")	
2918	Rotation element set (3.5")		2925	Toothed chain connector	
2927	Pilot runner		2937	Safety device	
2949	Endstop		3033	Clamp	

Sets

2920	Guide set, containing		2921	Gear drive	1	
			2922	Guide return	1	

Optional Accessories

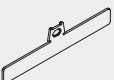



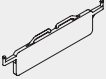
Single Parts

2962	Connecting bridge		2989	Connector	
3239	Bracket (5 3/4")				



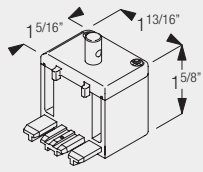
2900

Vane Accessories

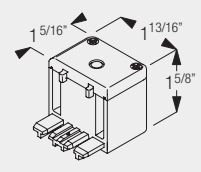
2605	Top clip (5")		2813	Top clip (3 1/2")	
2849	Top clip		2884	Bottom weight (3 1/2")	
2892	Bottom weight (5")				

Useful Measures

2921 Gear drive



2922 Guide return



2900

www.silentgliss-usa.com

Silent Gliss USA Inc.
1850 Beaver Ridge Circle, Suite A
Norcross GA 30071

Phone: 770-466-4811
Toll Free: 1-800-938-7225
Fax: 770-466-4814
info@silentgliss-usa.com

www.brading.com

Brading Specialty Shades
3204 Yonge Street
Toronto, ON M4N 2L2

Phone: 416-488-6600
Toll Free: 1-866-BRADING
Fax: 416-488-9821
info@brading.com